

Handling System for Dishwasher Side loader

ITEM # _____

MODEL # _____

NAME # _____

SIS # _____

AIA # _____



865243 - 865451 - 863129 - 863130 - 863131 - 863132 -
863133 - 863134 - 863135

Short Form Specification

Item No. _____

Constructed in 304 AISI stainless steel. Basin with sloping bottom.

Feeding bars and carriers for baskets. It is driven by the dishwasher.

Square 40x40mm square leg on height-adjustable feet.

Designed for 500x500mm dishwashing baskets.

Knock-down delivery.

Basket feeding direction: left to right and right to left operated.

Main Features

- Designed to transport 500x500 mm dishwashing baskets.
- Conveyors supplied as knockdown and easy to assemble.
- "Key holes" and "snap on" system reduces the number of screws needed for fast and easy installation.
- For multi rinse rack type dishwasher has 300mm splash hood at the entrance, the minimum length of the side loader to be connected with the dishwasher should be 800mm.
- Side loader is driven by the dishwasher.
- Side loader intended for installation between a dishwasher and a roller conveyor or a manual sorting table.
- Racks automatically fed into the dishwasher, when they are forwarded from the conveyor.

Construction

- All surfaces smooth with polished finish.
- AISI 304 1,2mm stainless steel basin.
- 40x40mm stainless steel tubular and square legs.
- Stainless steel feet 50 mm adjustable in height to align the operation height between the dishwasher and table.
- Thick welded flanges for sturdy connection between the units.
- Three legs included.
- Sloping bottom of the table leads the water draining back to the connected dishwasher up to 900mm length (only for 865243, 865451 & 863129). For side loader from 1000mm length, the slope bottom of the table grants a smooth and rapid drainage at the center of the table.

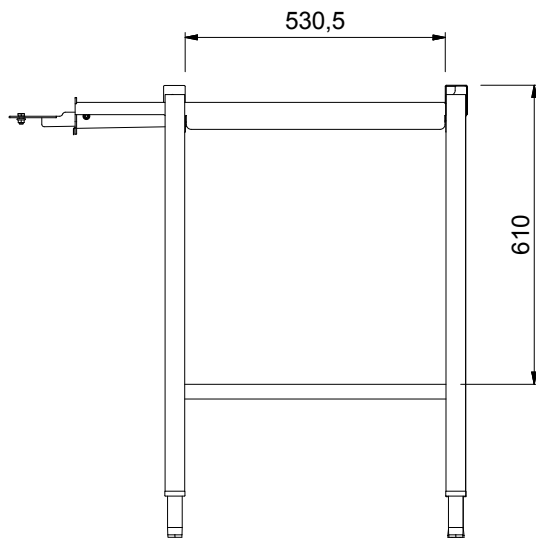
Sustainability



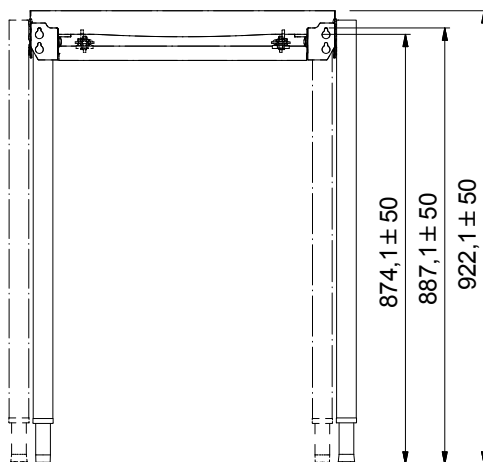
- The table can be used in loading side.
- The side loader is available from 700mm up to 1500mm with 100mm-step length.

APPROVAL: _____

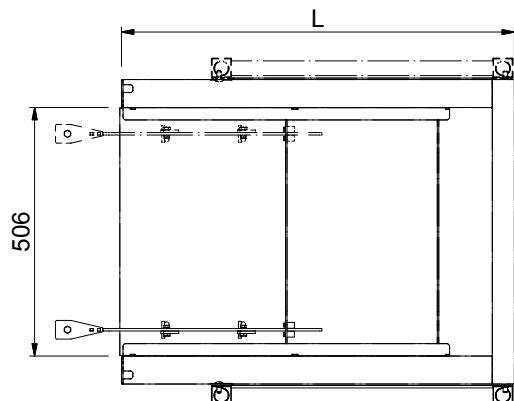
Front



Side



Top



Key Information:

External dimensions, Width:

865243 (HSSL7)	700 mm
865451 (HSSL8)	800 mm
863129 (HSSL9)	900 mm
863130 (HSSL10)	1000 mm
863131 (HSSL11)	1100 mm
863132 (HSSL12)	1200 mm
863133 (HSSL13)	1300 mm
863134 (HSSL14)	1400 mm
863135 (HSSL15)	1500 mm

External dimensions, Depth:

623 mm

External dimensions, Height:

922 mm

Net weight:

865243 (HSSL7)	12 kg
865451 (HSSL8)	13 kg
863129 (HSSL9)	14 kg
863130 (HSSL10)	17 kg
863131 (HSSL11)	18 kg
863132 (HSSL12)	19 kg
863133 (HSSL13)	20 kg
863134 (HSSL14)	21 kg
863135 (HSSL15)	22 kg

Height adjustment:

50/50 mm

Basin material:

Stainless Steel AISI 304 - EN
1.4301

Type of rollers:

1.4301

Optional Accessories		865243	865451	863129	863130	863131	863132	863133	863134	863135
		865162 - Emergency stop kit for Rack Type Dishwasher (not for Basic handli- ng system)								